

(19) World Intellectual Property
Organization
International Bureau



10/715398

(43) International Publication Date
10 September 2004 (10.09.2004)

PCT

(10) International Publication Number
WO 2004/077417 A1

(51) International Patent Classification⁷: **G11B 7/004**

(74) Agent: **PARK, Lae Bong**; 1fl., Dongun Bldg., 413-4, Dogaok 2-dong, Kangnam-gu, Seoul 135-272 (KR).

(21) International Application Number:
PCT/KR2004/000384

(22) International Filing Date: 25 February 2004 (25.02.2004)

(25) Filing Language: English

(26) Publication Language: English

(30) Priority Data:
10-2003-0012861

28 February 2003 (28.02.2003) KR

(71) Applicant (for all designated States except US): **LG Electronics Inc.** [KR/KR]; 20, Yoido-dong, Youngdungpo-gu, Seoul 150-010 (KR).

(72) Inventors; and

(75) Inventors/Applicants (for US only): **SEO, Kang Soo** [KR/KR]; 606-503, Chowon Hanyang Apt., 897-5, Pyoungan-dong, Dongan-gu, Anyang, Kyunggi-do 431-075 (KR). **KIM, Byung Jin** [KR/KR]; 111-204, Hansol Chungu Apt., 110, Jeongja-dong, Bundang-gu, Sungnam, Kyunggi-do 463-010 (KR). **KIM, Mi Hyun** [KR/KR]; 1-908, Moojigae Apt., Seocho 2-dong, Seocho-gu, Seoul 137-771 (KR).

(81) Designated States (unless otherwise indicated, for every kind of national protection available): AE, AG, AL, AM, AT, AU, AZ, BA, BB, BG, BR, BW, BY, BZ, CA, CH, CN, CO, CR, CU, CZ, DE, DK, DM, DZ, EC, EE, EG, ES, FI, GB, GD, GE, GH, GM, HR, HU, ID, IL, IN, IS, JP, KE, KG, KP, KR, KZ, LC, LK, LR, LS, LT, LU, LV, MA, MD, MG, MK, MN, MW, MX, MZ, NA, NI, NO, NZ, OM, PG, PH, PL, PT, RO, RU, SC, SD, SE, SG, SK, SL, SY, TJ, TM, TN, TR, TT, TZ, UA, UG, US, UZ, VC, VN, YU, ZA, ZM, ZW.

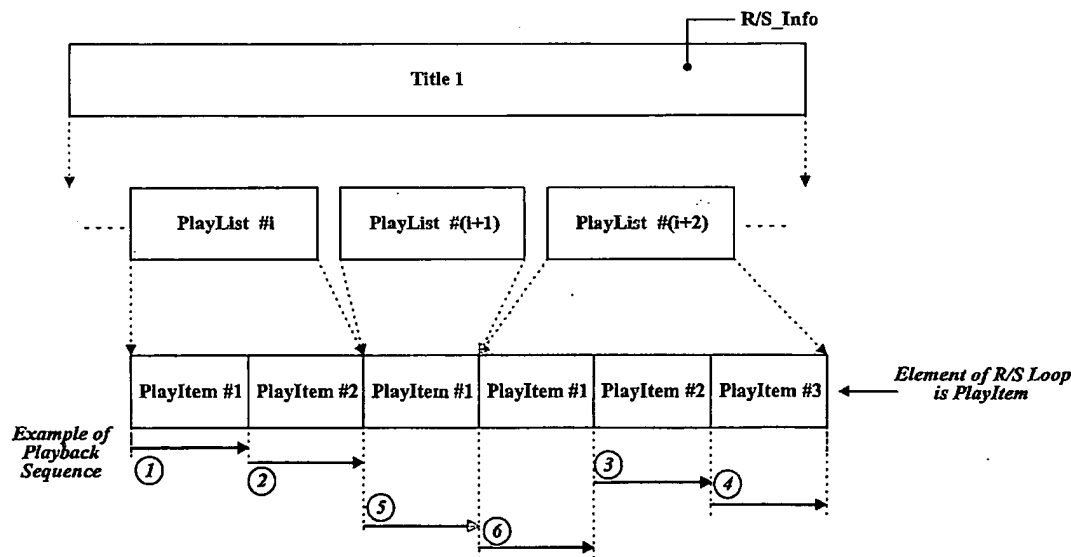
(84) Designated States (unless otherwise indicated, for every kind of regional protection available): ARIPO (BW, GH, GM, KE, LS, MW, MZ, SD, SL, SZ, TZ, UG, ZM, ZW), Eurasian (AM, AZ, BY, KG, KZ, MD, RU, TJ, TM), European (AT, BE, BG, CH, CY, CZ, DE, DK, EE, ES, FI, FR, GB, GR, HU, IE, IT, LU, MC, NL, PT, RO, SE, SI, SK, TR), OAPI (BF, BJ, CF, CG, CI, CM, GA, GN, GQ, GW, ML, MR, NE, SN, TD, TG).

Published:

— with international search report

[Continued on next page]

(54) Title: **RECORDING MEDIUM HAVING DATA STRUCTURE FOR MANAGING RANDOM/SHUFFLE REPRODUCTION OF VIDEO DATA RECORDED THEREON AND RECORDING AND REPRODUCING METHODS AND APPARATUSES**



(57) Abstract: A recording medium having data structures for managing random/shuffle reproduction of video data recorded thereon is disclosed. The recording medium in accordance with the present invention comprises at least one piece of title management information, a playlist directory area storing at least one playlist including at least one playitem, and a stream directory area storing at least one clip of video data associated with the playlist. The title management information includes at least one segment that is associated with at least one playlist in the playlist directory area, and each playitem in the playlist is a unit to be randomized or shuffled during random/shuffle reproduction mode.

WO 2004/077417 A1



For two-letter codes and other abbreviations, refer to the "Guidance Notes on Codes and Abbreviations" appearing at the beginning of each regular issue of the PCT Gazette.

DESCRIPTION

RECORDING MEDIUM HAVING DATA STRUCTURE FOR MANAGING RANDOM/SHUFFLE REPRODUCTION OF VIDEO DATA RECORDED THEREON AND RECORDING AND REPRODUCING METHODS AND APPARATUSES

5

1. TECHNICAL FIELD

The present invention relates to a recording medium having a data structure for managing reproduction of at least video data recorded thereon as well as methods and apparatuses
10 for reproduction and recording.

2. BACKGROUND ART

The standardization of new high-density read only and rewritable optical disks capable of recording large amounts of high-quality video and audio data has been progressing rapidly and new
15 optical disk related products are expected to be commercially available on the market in the near future. The Blu-ray Disc Rewritable (BD-RW) is one example of these new optical disks.

Fig. 1 illustrates the file structure of the BD-RW. The file structure or data structure provides for managing the reproduction
20 of the video and audio data recorded on the BD-RW. As shown, the data structure includes a root directory that contains at least one BDAV directory. The BDAV directory includes files such as 'info.bdav', 'menu.tidx', and 'mark.tidx', a PLAYLIST subdirectory in which playlist files (*.rpls and *.vpls) are stored, a CLIPINF
25 subdirectory in which clip information files (*.clpi) are stored, and a STREAM subdirectory in which MPEG2-formatted A/V stream clip files (*.m2ts) corresponding to the clip information files are stored. In addition to illustrating the data structure of the optical disk, Fig. 1 represents the areas of the optical disk. For

example, the general information file info.bdav is stored in a general information area or areas on the optical disk.

Because the BD-RW data structure and disk format as illustrated in Fig. 1 is well-known and readily available, only a
5 brief overview of the file structure will be provided in this disclosure.

As alluded to above, the STREAM directory includes MPEG2-formatted A/V stream files called clips. The STREAM directory may also include a special type of clip referred to as a bridge-clip A/V
10 stream file. A bridge-clip is used for making seamless connection between two or more presentation intervals selected in the clips, and generally have a small data size compared to the clips.

The CLIPINF directory includes a clip information file associated with each A/V stream file. The clip information file
15 indicates, among other things, the type of A/V stream associated therewith, number of source packets in the A/V stream associated therewith, and timing information of the source packets in the A/V stream associated therewith (e.g., on an arrival time basis (ATC) and/or a system time basis (STC)).

20 The PLAYLIST directory includes one or more playlist files. The concept of a playlist has been introduced to promote ease of editing/assembling clips for playback. A playlist file is a collection of playing intervals in the clips. Each playing interval is referred to as a playitem. The playlist file, among other things,
25 identifies each playitem forming the playlist, and each playitem, among other things, is a pair of IN-point and OUT-point that point to positions on a time axis of the clip (e.g., ATC or STC basis). Expressed another way, the playlist file identifies playitems, each playitem points to a clip or portion thereof and identifies the clip
30 file associated with the clip.

A playlist directory may include real playlists (*.rpls) and virtual playlists (*.vpls). A real playlist can only use clips and not bridge-clips. Namely, the real playlist is considered as referring to parts of clips, and therefore, conceptually considered
35 equivalent in disk space to the referred to parts of the clips. A

virtual playlist can use both clips and bridge-clips, and therefore, the conceptual considerations of a real playlist do not exist with virtual playlists.

The info.bdav file is a general information file that provides
5 general information for managing the reproduction of the A/V stream recorded on the optical disk. More specifically, the info.bdav file includes, among other things, a table of playlists that identifies the files names of the playlist in the PLAYLIST directory of the same BDAV directory.

10 The menu.tidx, menu.tdt1 and menu.tdt2 files store information related to menu thumbnails. The mark.tidx, mark.tdt1 and mark.tdt2 files store information that relates to mark thumbnails. Because these files are not particularly relevant to the present invention, they will not be discussed further.

15 The standardization for high-density read-only optical disks such as the Blu-ray ROM (BD-ROM) is still under way. An effective data structure for managing reproduction of video and audio data recorded on the high-density read-only optical disk such as a BD-ROM is not yet available.

20 3. DISCLOSURE OF INVENTION

It is an object of the present invention to provide a recording medium having a data structure for managing reproduction of video data recorded thereon, and methods and apparatuses for recording and reproducing video data on such a recording medium.

25 It is another object of the present invention to provide a recording medium having data structure for enabling random/shuffle reproduction of video data recorded thereon in units of playlists or designated intervals of playitems, and methods and apparatuses for recording and reproducing video data on such a recording medium.

30 A data structure of a recording medium for managing random/shuffle reproduction of video data recorded thereon in accordance with one embodiment of the present invention comprises title management information for at least one piece of title management information, a playlist directory area storing at least
35 one playlist including at least one playitem, and a stream directory

area storing at least one clip of video data associated with the playlist. The title management information includes at least one segment that is associated with at least one playlist in the playlist directory area, and each playitem in the playlist is a unit
5 to be randomized or shuffled during random/shuffle reproduction mode.

4. BRIEF DESCRIPTION OF DRAWINGS

The above features and other advantages of the present invention will be more clearly understood from the following detailed description taken in conjunction with the
10 accompanying drawings, in which:

Fig. 1 illustrates the prior art file or data structure of a rewritable optical disk according to the Blu-ray Disc Rewritable (BD-RW) standard;

Fig. 2 illustrates an exemplary embodiment of a recording
15 medium file or data structure according to the present invention;

Fig. 3 illustrates an example of a recording medium having the data structure of Fig. 2 stored thereon;

Fig. 4 illustrates an example of a data structure for managing an A/V clip recorded on Blu-ray ROM disk according to the present
20 invention;

Fig. 5 illustrates an example of a file hierarchical structure for embodying the data structure of Fig. 4;

Fig. 6 illustrates a schematic diagram of an embodiment of an optical disk recording and reproduction apparatus of the present
25 invention; and

Figs. 7 to 10 illustrate embodiments of data structures for enabling random/shuffle reproduction of an A/V clip according to the present invention.

5. MODES FOR CARRYING OUT THE INVENTION

30 In order that the invention may be fully understood, preferred embodiments thereof will now be described with reference to the accompanying drawings.

A high-density optical disk, for example, a Blu-Ray ROM (BD-ROM) in accordance with the invention may have a file or data structure for managing reproduction of video and audio data as shown in Fig. 2. Many aspects of the data structure according to the
5 present invention shown in Fig. 2 are similar to that of the BD-RE standard discussed with respect to Fig 1. As such these aspects will not be described in great detail.

As shown in Fig. 2, the root directory contains at least one BD-ROM directory. The BD-ROM directory includes a general
10 information file info.dvp, menu files menu.tidx, menu.tdt1 among others, a TITLE directory in which title management files (*.vts) are stored, a PLAYLIST directory in which playlist files (e.g., real (*.rpls) and virtual (*.vpls)) are stored, a CLIPINF directory in which clip information files (*.clpi) are stored, and a STREAM
15 directory in which MPEG2-formatted A/V stream clip files (*.m2ts), corresponding to the clip information files, are stored.

The STREAM directory includes MPEG2-formatted A/V stream files called clips. The STREAM directory may also include a special type of clip referred to as a bridge-clip A/V stream file. A bridge-
20 clip is used for making seamless connection between two or more presentation intervals selected in the clips, and generally have a small data size compared to the clips. The A/V stream includes source packets of video and audio data. For example, a source packet of video data includes a header and a transport packet. A source
25 packet includes a source packet number, which is generally a sequentially assigned number that serves as an address for accessing the source packet. Transport packets include a packet identifier (PID). The PID identifies the sequence of transport packets to which a transport packet belongs. Each transport packet in the sequence
30 will have the same PID.

The CLIPINF directory includes a clip information file associated with each A/V stream file. The clip information file indicates, among other things, the type of A/V stream associated therewith, sequence information, program information and timing
35 information. The sequence information describes the arrival time

basis (ATC) and system time basis (STC) sequences. For example, the sequence information indicates, among other things, the number of sequences, the beginning and ending time information for each sequence, the address of the first source packet in each sequence
5 and the PID of the transport packets in each sequence. A sequence of source packets in which the contents of a program is constant is called a program sequence. The program information indicates, among other things, the number of program sequences, the starting address for each program sequence, and the PID(s) of transport packets in a
10 program sequence.

The timing information is referred to as characteristic point information (CPI). One form of CPI is the entry point (EP) map. The EP map maps a presentation time stamp (e.g., on an arrival time basis (ATC) and/or a system time basis (STC)) to a source packet
15 address (i.e., source packet number).

The PLAYLIST directory includes one or more playlist files. The concept of a playlist has been introduced to promote ease of editing/assembling clips for playback. A playlist file is a collection of playing intervals in the clips. Each playing interval
20 is referred to as a playitem. The playlist file, among other things, identifies each playitem forming the playlist, and each playitem, among other things, is a pair of IN-point and OUT-point that point to positions on a time axis of the clip (e.g., presentation time stamps on an ATC or STC basis). Expressed another way, the playlist
25 file identifies playitems, each playitem points to a clip or portion thereof and identifies the clip information file associated with the clip. The clip information file is used, among other things, to map the playitems to the clip of source packets.

A playlist directory may include real playlists (*.rpls) and
30 virtual playlists (*.vpls). A real playlist can only use clips and not bridge-clips. Namely, the real playlist is considered as referring to parts of clips, and therefore, conceptually considered equivalent in disk space to the referred to parts of the clips. A virtual playlist can use both clips and bridge-clips, and therefore,
35 the conceptual considerations of a real playlist do not exist with

virtual playlists.

The info.dvp file is a general information file that provides general information for managing the reproduction of the A/V streams recorded on the optical disk. More specifically, the info.dvp file
5 includes, among other things, a table of playlists that identifies the file names of the playlists in the PLAYLIST directory.

In addition to illustrating the data structure of the recording medium according to an embodiment of the present invention, Fig. 2 represents the areas of the recording medium. For example,
10 the general information file is recorded in one or more general information areas, the playlist directory is recorded in one or more playlist directory areas, each playlist in a playlist directory is recorded in one or more playlist areas of the recording medium, etc. Fig. 3 illustrates an example of a recording medium having the data
15 structure of Fig. 2 stored thereon. As shown, the recording medium includes a file system information area, a data base area and an A/V stream area. The data base area includes a general information file and playlist and title management information area and a clip information area. The general information file and playlist and
20 title management information area have the general information file recorded in a general information file area thereof, the TITLE directory and title management information files (*.vts) recorded therein, and the PLAYLIST directory and playlist files recorded in a playlist information area thereof. The clip information area has the
25 CLIPINFO directory and associated clip information files recorded therein. The A/V stream area has the A/V streams for the various titles recorded therein.

Video and audio data are typically organized as individual titles. A title is a logical unit for a user to recognize one
30 playback group, for example, different movies represented by the video and audio data are organized as different titles. Furthermore, a title may be organized into individual chapters in the same way a book is often organized into chapters.

Because of the large storage capacity of the newer, high-
35 density recording media such as BD-ROM optical disks, different

titles, various versions of a title or portions of a title may be recorded, and therefore, reproduced from the recording media. For example, video data representing different camera angles may be recorded on the recording medium. As another example, versions of
5 title or portions thereof associated with different languages may be recorded on the recording medium. As a still further example, a director's version and a theatrical version of a title may be recorded on the recording medium. Or, an adult version, young adult version and young child version (i.e., different parental control
10 versions) of a title or portions of a title may be recorded on the recording medium. Each version represents a different reproduction path, and the video data in these instances is referred to as multiple reproduction path video data. It will be appreciated that the above examples of multiple reproduction path video data are not
15 limiting, and the present invention is applicable to any type or combination of types of multiple reproduction path video data. As will be described in detail below with respect to embodiments of the present invention, the data structures according to the present invention include path management information and/or navigation
20 information for managing reproduction of multiple reproduction path video data recorded on the recording medium.

The multiple reproduction path video data can be reproduced on random/shuffle reproduction mode upon a user's request. As will be described in detail below, the data structures according to the
25 invention may include management information and/or navigation information that enables random/shuffle reproduction mode.

The data structures according to the present invention may be applicable to the manufacturing process of a read-only disk like BD-ROM.

30 Fig. 4 shows a data structure for managing reproduction of multiple reproduction path video data stream that are recorded on physical data recording area in a read-only disk like BD-ROM as a plurality of A/V clip files.

One title includes at least one title segment, each title
35 segment corresponding to one or more playlists. The playback

sequence of a title is determined among various playback sequences by setting a title segment sequence. The title segments may be written by using programs like 'Java Script'.

Each title segment is associated with a playlist. A playlist
5 is linked to a whole or portion of a clip file. In this way, a title segment may be associated with a whole or portion of a clip file and thus multiple playback sequences of a title can be generated.

For example, a title may be a core profile for including only movie contents or a full profile including a director's cut
10 additionally. A full profile is formed by adding the playlist corresponding to a director's cut clip to the core profile of the title. Title files of core profile and full profile may be recorded onto distinct directories. For example, the title files of the core profile are recorded in a TITLE directory while those of the full
15 profile are recorded in a FULLTITLE directory. Or, video data of the full profile may be recorded as clip files not in a STREAM directory but in a CONTENTS directory.

A data structure for managing an A/V clip recorded on Blu-ray ROM disk according to the present invention is described below in
20 detail with reference to an embodiment of Fig. 4. To be specific, the first title, title #1 consists of six title segments: one primary path title segment (segment 1), two branch title segments (segments 2,3), and three multi-path title segments (segments 5,6,7).

While segment 2 is associated with playlist 2 that is linked
25 to a whole A/V stream data of clip 2, segment 3 is associated with playlist 3 that is linked to a portion of A/V stream data of clip 2.

Multi-path segments, Segments 5, 6, and 7 are associated with playlists 5, 6, and 7, respectively. Multi-path segments may be created to provide different language versions of the same
30 presentation interval. For example, clip 3 associated with playlist 5 is a Korean language version. Clip 4 (associated with playlist 6) and clip 5 (playlist 7) may be English and Japanese versions, respectively.

Title #2 may be an auxiliary title for title #1 or
35 another separate title. Title #2 consists of seven segments:

one primary path title segment(segment 1), three branch title segments(segments 2,3,4), and three multi-path title segments(segments 5,6,7).

A playlist may be associated with two or more title
5 segments that belong to distinct titles.

Each title segment includes, among other things, reference information on the corresponding playlist, e.g., a filename or the playlist number, a command set including pre-commands and post-commands for the playlist, another command set including commands
10 for playitems belonging to the playlist, and playlist attribute information like still duration.

A title management information file in accordance with the present invention will be described below in detail with reference to Fig. 5. As shown, a title management information file,
15 '01001.vts' includes a title management information 'VTSI' that, among other things, includes a user interface application information, UIAppInfTitle and a title segment table, TableOfTitleSegment.

The title segment table includes title segments, e.g., title
20 segments 1, 2. Each title segment includes a playlist pointer (PlayList Pointer), playlist pre-commands(PL Pre-CMDs), playlist post-commands(PL Post-CMDs), and playitem commands (PI-CMDs) for the playitems belonging to the playlist.

The playlist pointer points to one of playlist files (*.rpls
25 or *.vpls) in a PLAYLIST subdirectory. As alluded above, the playlist pointer may be filename of the playlist file or a playlist consecutive number.

The playlist pre-command includes initial setting that is needed to execute before reproduction of an A/V clip that is linked
30 to the playlist pointed by the playlist pointer. The playlist post-command includes post operations, for example, reset or reproduction path configuration for the subsequent reproduction that are generally required to execute after reproduction of the A/V clip linked to the playlist pointed by the playlist pointer is finished.
35 One title segment may include a plurality set of playlist pointers,

playlist pre-commands, and playlist post-commands.

Each playitem belonging to a playlist is linked to an A/V clip file (*.m2ts) in a STREAM subdirectory based on clip information files (*.clpi) in a CLIPINF subdirectory. The linkage between
5 playitem and clip file is illustrated in detail in Fig. 2. Once a title management file (*.vts) in a TITLE subdirectory is specified, title segments are obtained based on TableOfTitleSegment from the title management information VTSI in the specified title management file.

10 Each title segment is linked to at least one playlist file in a PLAYLIST subdirectory (indicated by 201 in Fig. 2). Each playitem corresponding to the playlist file is linked to clip information files (*.clpi) in a CLIPINF subdirectory (indicated by 202 in Fig. 2), each of which is associated with A/V clip files (*.mt2s) in a
15 STREAM subdirectory (indicated by 203 in Fig. 2).

Fig. 6 illustrates a schematic diagram of an embodiment of an optical disk recording and reproducing apparatus according to the present invention. As shown, an AV encoder 9 receives and encodes audio and video data. The AV encoder 9 outputs the encoded audio and
20 video data along with coding information and stream attribute information. A multiplexer 8 multiplexes the encoded audio and video data based on the coding information and stream attribute information to create, for example, an MPEG-2 transport stream. A source packetizer 7 packetizes the transport packets from the
25 multiplexer 8 into source packets in accordance with the audio/video format of the optical disk. As shown in Fig. 6, the operations of the AV encoder 9, the multiplexer 8 and the source packetizer 7 are controlled by a controller 10. The controller 10 receives user input on the recording operation, and provides control information to AV
30 encoder 9, multiplexer 8 and the source packetizer 7. For example, the controller 10 instructs the AV encoder 9 on the type of encoding to perform, instructs the multiplexer 8 on the transport stream to create, and instructs the source packetizer 7 on the source packet format. The controller 10 further controls a drive 3 to record the
35 output from the source packetizer 7 on the optical disk.

The controller 10 also creates the navigation and management information for managing reproduction of the audio/video data being recorded on the optical disk. For example, based on information received via the user interface (e.g., instruction set saved on disk, 5 provided over an intranet or internet by a computer system, etc.) the controller 10 controls the drive 3 to record the data structure of Figs. 2 to 5 and Fig. 5, 6, 7 or 8, that will be explained later, on the optical disk.

In the process of reproduction, the controller 10 controls the 10 drive 3 to reproduce this data structure from the optical disk. Based on the information contained therein, as well as user input received over the user interface (e.g., control buttons on the recording and reproducing apparatus or a remote associated with the apparatus), the controller 10 controls the drive 3 to reproduce the 15 audio/video source packets from the optical disk. For example, the user input may specify a reproduction path or a title to reproduce. This user input may be specified, for example, via a menu based graphical user interface preprogrammed into the controller 10. Using the user input and the reproduction path management information 20 reproduced from the optical disk, the controller 10 controls the reproduction of the specified path.

For example, if a title is chosen, all title segments included in a title management information file for the chosen title are examined by the controller 10, and the user is requested which path 25 to reproduce. If a reproduction path is selected, the controller 10 searches for A/V clip files based on the title segments related with the selected path, and reproduces the A/V clip files sequentially.

The reproduced source packets are received by a source depacketizer 4 and converted into a data stream (e.g., an MPEG-2 30 transport packet stream). A demultiplexer 5 demultiplexes the data stream into encoded video and audio data. An AV decoder 6 decodes the encoded video and audio data to produce the original audio and video data that was feed to the AV encoder 9. During reproduction, the controller 10 controls the operation of the source depacketizer 35 4, demultiplexer 5 and AV decoder 6. The controller 10 receives user

input on the reproducing operation, and provides control information to AV decoder 6, demultiplexer 5 and the source packetizer 4. For example, the controller 10 instructs the AV decoder 9 on the type of decoding to perform, instructs the demultiplexer 5 on the transport stream to demultiplex, and instructs the source depacketizer 4 on the source packet format.

While Fig. 6 has been described as a recording and reproducing apparatus, it will be understood that only a recording or only a reproducing apparatus may be provided using those portions of Fig. 6 providing the recording or reproducing function.

The processes of locating and reproducing an A/V clip file recorded on the optical disk in accordance with the present invention are described below in great detail.

After obtaining a title segment, the controller 10 accesses the corresponding playlist by referencing a playlist pointer in the title segment. Prior to reproduction, the initial setting operation is executed by using playlist pre-commands (PL Pre-CMDs) stored in the title segment. Then, the A/V clip file to reproduce is accessed by referencing one or more playitems belonging to the playlist. If the title segment includes playitem commands for the playitem being accessed, operations specified by the playitem commands are executed before reproduction of the corresponding A/V clip file. After reproduction of all of the playitems in the playlist is finished, a new title segment or a path to reproduce sequentially is identified based on the playlist post-commands (PL Post-CMDs) of the playlist. Then, the operations are executed that are required to reproduce the next title segment.

Data structures for enabling random/shuffle reproduction of an A/V clip file recorded on an optical disk according to the present invention are described below in great detail.

An embodiment of a data structure for enabling random/shuffle reproduction in units of playlists is illustrated in Fig. 7 and is described below in detail. In this embodiment, a title is referred to as a random/shuffle title.

Random/shuffle reproduction information of the title 1,

R/S_Info is stored as a portion of title management information. In the random/shuffle reproduction information, R/S_Info, random/shuffle reproduction blocks are designated in terms of a group of playlists, e.g., PlayList #n to PlayList #(n+5) or a group of title segments, e.g., Segment #k to Segment #(k+2). The k-th segment, Segment #k is associated with PlayLists #n and #(n+1), Segment #(k+1) is associated with PlayList #(n+2), and Segment #(k+2) is associated with PlayLists #(n+3), #(n+4), #(n+5).

While the disk reproducing apparatus of Fig. 6 reproduces an A/V clip file recorded on the optical disk in accordance with the data structure of Fig. 7, when the controller 10 comes to reproduce a random/shuffle reproduction block or a group of playlists that is designated as a random/shuffle block in R/S_Info, one playlist is selected randomly among the random/shuffle reproduction playlists and is then reproduced. Under random reproduction mode, upon completion of reproduction of the selected playlist, another playlist is chosen randomly again among the playlists. If shuffle reproduction mode is on, a new playlist is selected among the other playlists that have not been reproduced. In this way, a random/shuffle reproduction loop forms based on the random/shuffle reproduction information.

Fig. 7 also shows that the random/shuffle reproduction playlists, PlayList #n to #(n+5) have been reproduced in the shuffle reproduction mode in order of PlayList #n, #(n+1), #(n+4), #(n+5), #(n+2), and #(n+3). In the shuffle mode, after reproduction of all of the random/shuffle reproduction playlists is finished, the first playlist of the next title segment outside the random/shuffle reproduction loop is accessed for the subsequent reproduction. If random mode is on, after the random/shuffle reproduction playlists are reproduced repeatedly the randomly determined number of times, the first playlist of the next title segment outside the random/shuffle reproduction loop is accessed for the subsequent reproduction.

An embodiment of a data structure for enabling random/shuffle reproduction based on random/shuffle block units that are specified

and included in the title segment is illustrated in Fig. 8 and is described below in detail. In this embodiment, the title segment having random/shuffle block units is referred to as a random/shuffle title segment.

5 Random/shuffle reproduction information, R/S_Info may be recorded in a random/shuffle title segment, but may be recorded as a portion of the title management information as in the embodiment of Fig. 7. Information on the random/shuffle block units is included in R/S_Info. The random/shuffle title segment includes the
10 random/shuffle block units, each of which may be defined and specified in units of playlists or playitems.

To be more specific, the random/shuffle title segment, Segment 1 includes three random/shuffle block units, RSU 1, 2, 3. While RSU 1 points to a whole PlayList #1, RSU 2 points to both the third
15 playitem of PlayList #1, PI_13 and the first playitem of PlayList #2, PI_21. RSU 3 points to the two playitems of PlayList #2, PI_22 and PI_23.

While the disk reproducing apparatus of Fig. 6 reproduces an A/V clip file recorded on the optical disk in accordance with the
20 data structure of Fig. 8, when the controller 10 comes to reproduce segment 1, the controller 10 chooses one of the random/shuffle block units of segment 1 randomly. A playlist or playitem pointed by the chosen random/shuffle block unit is identified and an A/V clip file is then reproduced that is linked to the playlist or playitem. Fig.
25 8 also shows that the random/shuffle block units have been reproduced in order of RSU 1, RSU 3, and RSU 2.

An embodiment of a data structure for enabling random/shuffle reproduction in units of playitems is illustrated in Fig. 9 and is described below in detail. In this embodiment, a title itself is
30 designated as a random/shuffle title.

Random/shuffle reproduction information, R/S_Info may be recorded in a playlist or as a portion of the title management information as in the embodiment of Fig. 7. Random/shuffle reproduction blocks may be a group of playlists (PlayList #i, #(i+1),
35 #(i+2) of Fig. 9) or a group of playitems. In addition,

random/shuffle reproduction blocks may be composed of only one playlist.

To be specific, PlayList #i, one of the random/shuffle reproduction playlist points to two playitems, PlayList #(i+1) 5 points to one playitem, and PlayList #(i+2) points to three playitems.

While the disk reproducing apparatus of Fig. 6 reproduces an A/V clip file recorded on the optical disk in accordance with the data structure of Fig. 9, when the controller 10 comes to reproduce 10 a group of random/shuffle playlists, then one playitem is chosen among all of the playitems pointed by playlists in the random/shuffle playlist group and the chosen playitem is then reproduced. For example, one playitem is selected among six playitems in the case of Fig. 9.

15 After reproduction of the selected playitem is finished, the next playitem is chosen randomly again from the random/shuffle playlist group. If shuffle reproduction mode is on, a new playitem is selected among the other playitems pointed by the random/shuffle playlist group that have not reproduced. In this way, a 20 random/shuffle reproduction loop forms based on the random/shuffle reproduction information.

Fig. 9 also illustrates that, in the shuffle reproduction mode, playitems in the random/shuffle playlist group have been reproduced in order of PlayItem #1, #2 of PlayList #i, PlayItem #2, 25 #3 of PlayList #(i+2), PlayItem #1 of PlayList #(i+1), and PlayItem #1 of PlayList #(i+2). In the shuffle mode, if reproduction of all of the playitems linked to the random/shuffle playlist group is complete, the first playlist of the next title segment outside the random/shuffle reproduction loop is ready to be reproduced.

30 An embodiment of a data structure for enabling random/shuffle reproduction based on random/shuffle marks is illustrated in Fig. 10 and is described below in detail.

Playlist random/shuffle reproduction information may be recorded in the corresponding playlist or as a portion of the title 35 management information as in the embodiment of Fig. 7. The playlist

marked as a random/shuffle reproduction playlist includes information on random/shuffle marks, R/S_Mark. Random/shuffle mark information includes pointer information specifying a particular position on the A/V clip file corresponding to the playlist. In the
5 embodiment of Fig. 10, three random/shuffle marks are stored in PlayList #1, which generate three random/shuffle reproduction intervals. In this embodiment, the start position of the A/V clip should be marked by a random/shuffle mark.

When the disk reproducing apparatus of Fig. 6 reproduces a
10 random/shuffle playlist or PlayList #1 of the title recorded on the optical disk in accordance with the data structure of Fig. 10, the controller 10 chooses one of the random/shuffle marks among the random/shuffle mark group, and reproduces an interval between the chosen mark and the following random/shuffle mark on the
15 corresponding A/V clip. Upon completion of reproduction of the interval, another random/shuffle mark is selected randomly again in the random mode. If shuffle mode is on, a new one is selected among the other random/shuffle marks that have not been chosen. Then, a portion of the A/V clip from the newly chosen mark to the following
20 mark is reproduced. And then, the next random/shuffle mark is chosen again. Fig. 10 also illustrates a playback sequence generated by the selection order of the random/shuffle marks, e.g., R/S_Mark #1, #3, and #2.

The present invention, disclosed with respect to a limited
25 number of embodiments, provides a greater level of flexibility in the random/shuffle reproduction of video data than previously available.

While the invention has been disclosed with respect to a limited number of embodiments, those skilled in the art, having the
30 benefit of this disclosure, will appreciate numerous modifications and variations therefrom. It is intended that all such modifications and variations fall within the spirit and scope of the invention.

CLAIMS

1. A recording medium having a data structure for managing random/shuffle reproduction of video data recorded on the recording medium, comprising:

5 at least one piece of title management information;
 a playlist directory area storing at least one playlist including at least one playitem; and

 a stream directory area storing at least one clip containing video data associated with the playlist, wherein:

10 the title management information includes at least one segment that is associated with at least one playlist in the playlist directory area; and

 each playitem in the playlist is a unit to be randomized or shuffled during random/shuffle reproduction mode.

15 2. A recording medium set forth in claim 1, wherein a title managed by the title management information is a logical unit of video data that is regarded as a reproduction unit by users.

 3. A recording medium set forth in claim 1, wherein the title management information includes information on branch points at
20 which reproduction path is divided during reproduction.

 4. A recording medium set forth in claim 3, wherein the branch point information has segments, each segment being assigned to each reproduction path.

 5. A recording medium set forth in claim 4, wherein the
25 segments assigned to the different reproduction paths are associated with a plurality of distinct playlists.

 6. A recording medium set forth in claim 5, wherein the plurality of distinct playlists are associated with distinct clips or disjoint intervals of one clip.

30 7. A recording medium set forth in claim 1, wherein a random/shuffle reproduction block is designated by at least one playlist.

8. A recording medium set forth in claim 7, wherein one playlist that is designated as a random/shuffle reproduction block includes a plurality of playitems.

9. A recording medium set forth in claim 1, wherein
5 information on the random/shuffle reproduction block is stored in the title management information.

10. A recording medium set forth in claim 1, wherein information on the random/shuffle reproduction block is stored in the playlist.

10 11. A recording medium set forth in claim 1, wherein the playitem is associated with a whole clip or a portion of clip based on clip information stored in a clip information directory.

12. A method for recording a data structure for managing random/shuffle reproduction of video data on a recording medium,
15 comprising the steps of:

recording at least one piece of title management information on the recording medium;

recording at least one playlist including at least one playitem in a playlist directory area on the recording medium; and

20 recording at least one clip associated with the playlist in a stream directory area on the recording medium, such that:

the title management information includes at least one segment that is associated with at least one playlist in the playlist directory area; and

25 each playitem in the playlist is a unit to be randomized or shuffled during random/shuffle reproduction mode.

13. A method for reproducing a recording medium having a data structure for managing random/shuffle reproduction of video data thereon, comprising the steps of:

30 reproducing one piece of title management information including at least one segment from the recording medium;

reproducing at least one playlist including at least one playitem from a playlist directory area on the recording medium, the playlist being associated with the segment; and

35 reproducing at least one clip associated with the playlist

from a stream directory area on the recording medium, wherein:

each playitem in the playlist is selected in random or shuffle mode; and at least a portion of the clip corresponding to the selected playitem is reproduced.

5 14. An apparatus for recording a data structure for managing random/shuffle reproduction of video data on a recording medium, comprising:

a drive for driving an optical recording means that records data on the recording medium;

10 an encoder for encoding the video data; and

a controller for controlling the drive to record the encoded video data on the recording medium, wherein:

the controller controls the drive to record at least one piece of title management information on the recording medium, to record
15 at least one playlist including at least one playitem in a playlist directory area on the recording medium, to record at least one clip associated with the playlist in a stream directory area on the recording medium, such that

the title management information includes at least one segment,
20 the segment being associated with at least one playlist in the playlist directory area, each playitem in the playlist being a unit to be randomized or shuffled during random/shuffle reproduction mode.

15 15. An apparatus for reproducing a recording medium having a data structure for managing random/shuffle reproduction of video data thereon, comprising:

a drive for driving an optical reproducing means that reproduces data recorded on the recording medium; and

a controller for controlling the drive to reproduce one piece of title management information including at least one segment from
30 the recording medium, to reproduce a playlist associated with the segment and having at least one playitem from a playlist directory area on the recording medium, to reproduce at least one clip associated with the playlist from a stream directory area on the recording medium; wherein:

35 each playitem in the playlist is selected in random or

shuffle mode; and at least a portion of the clip corresponding to the selected playitem is reproduced.

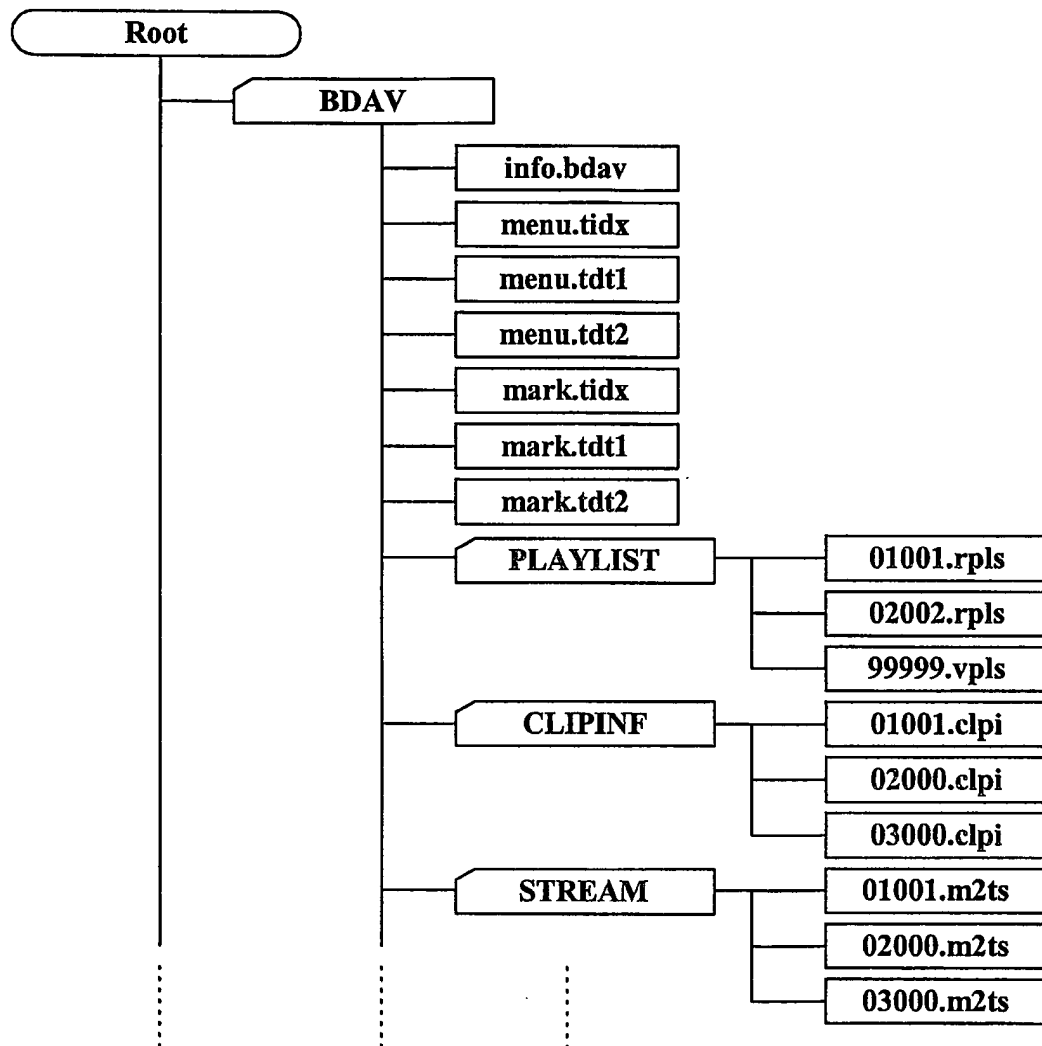
FIG. 1

FIG. 2

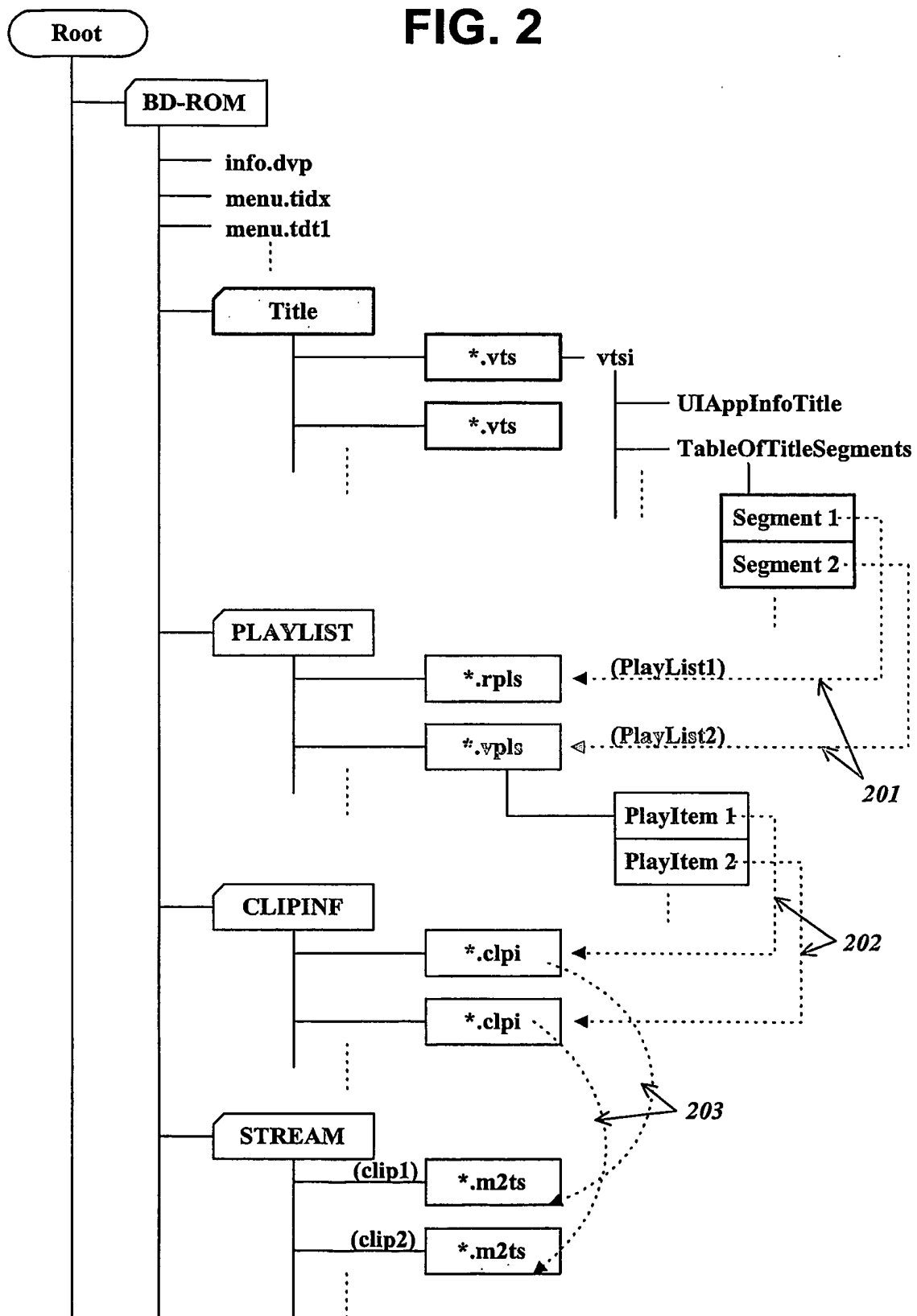


FIG. 3

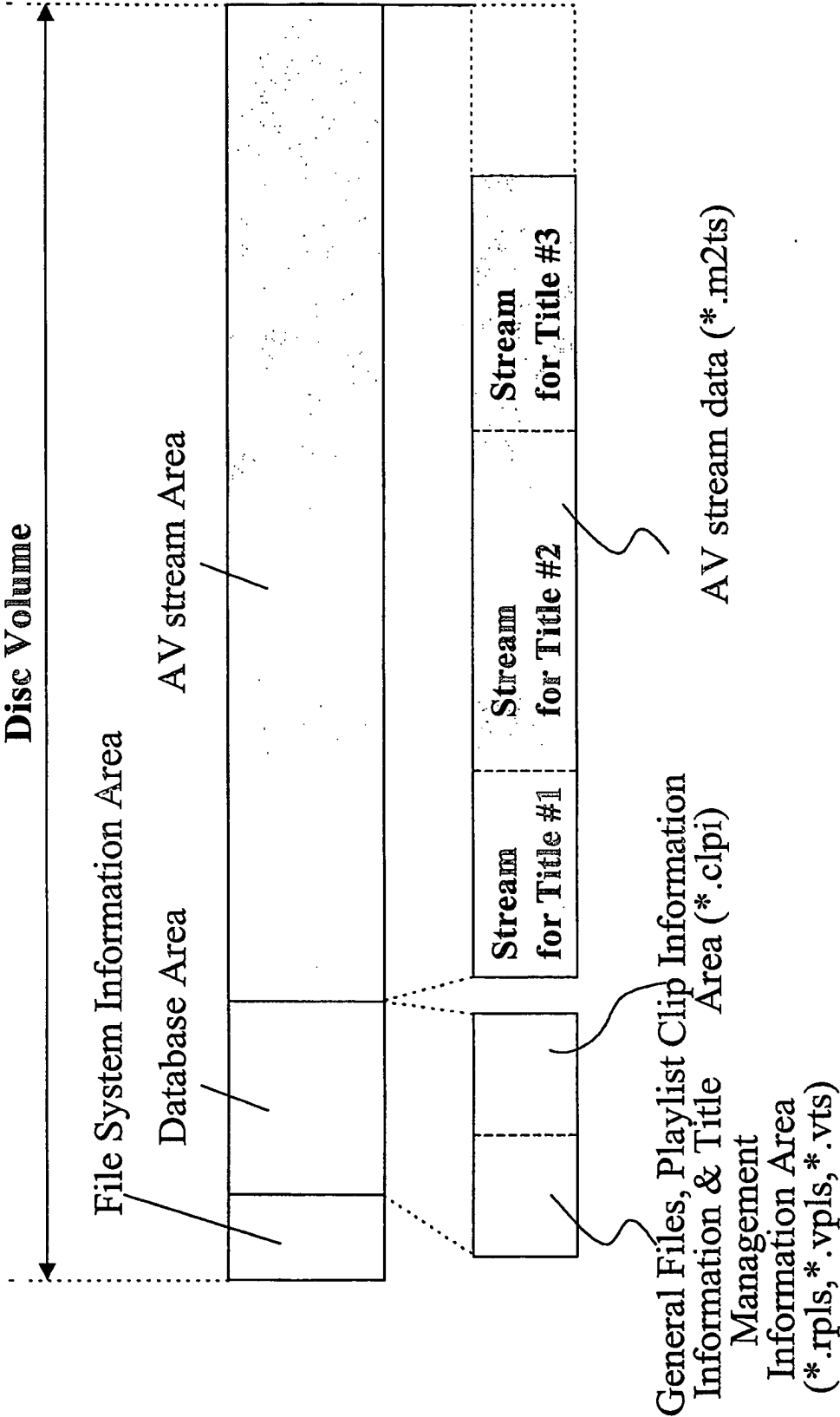


FIG. 4

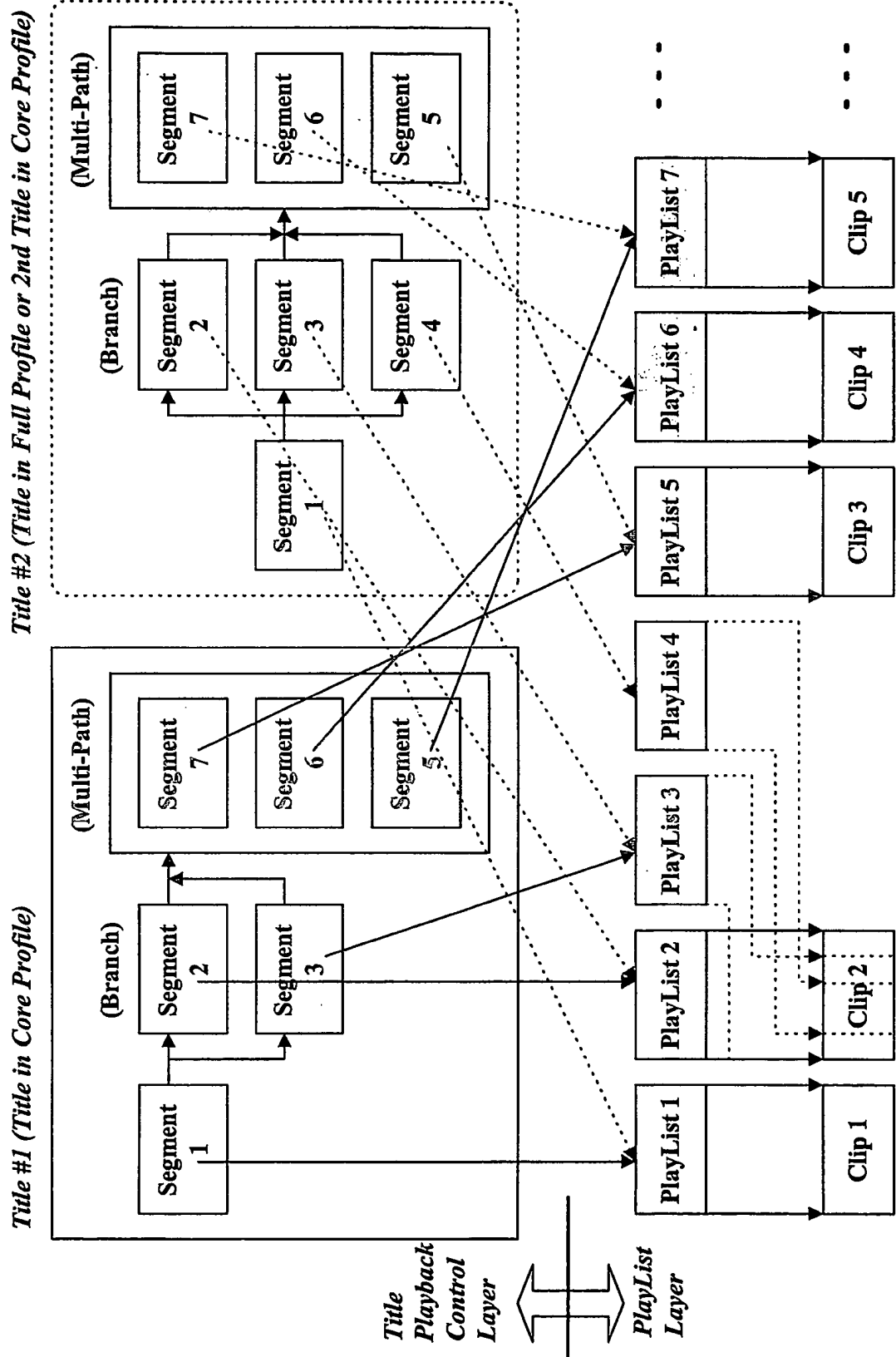


FIG. 5

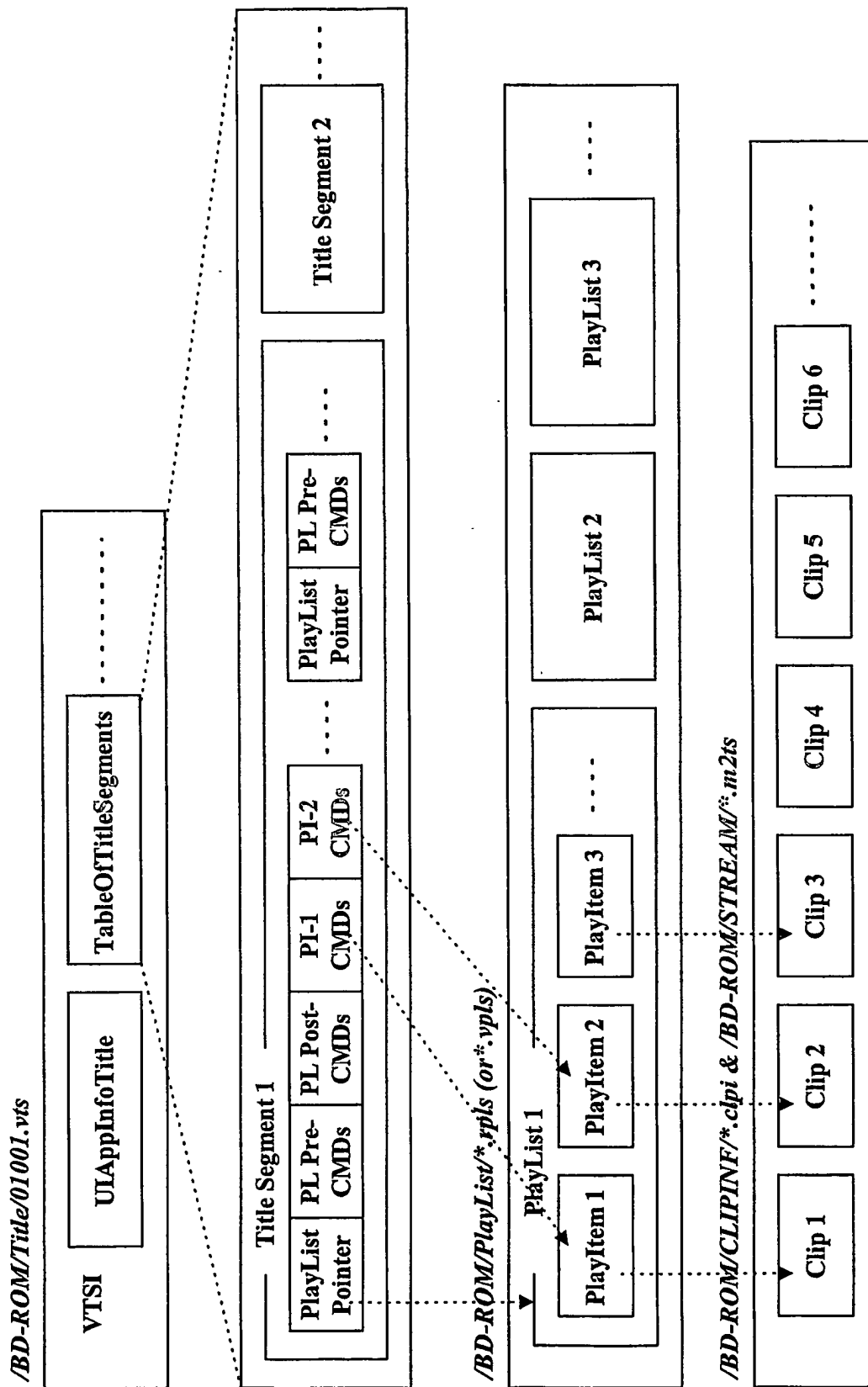


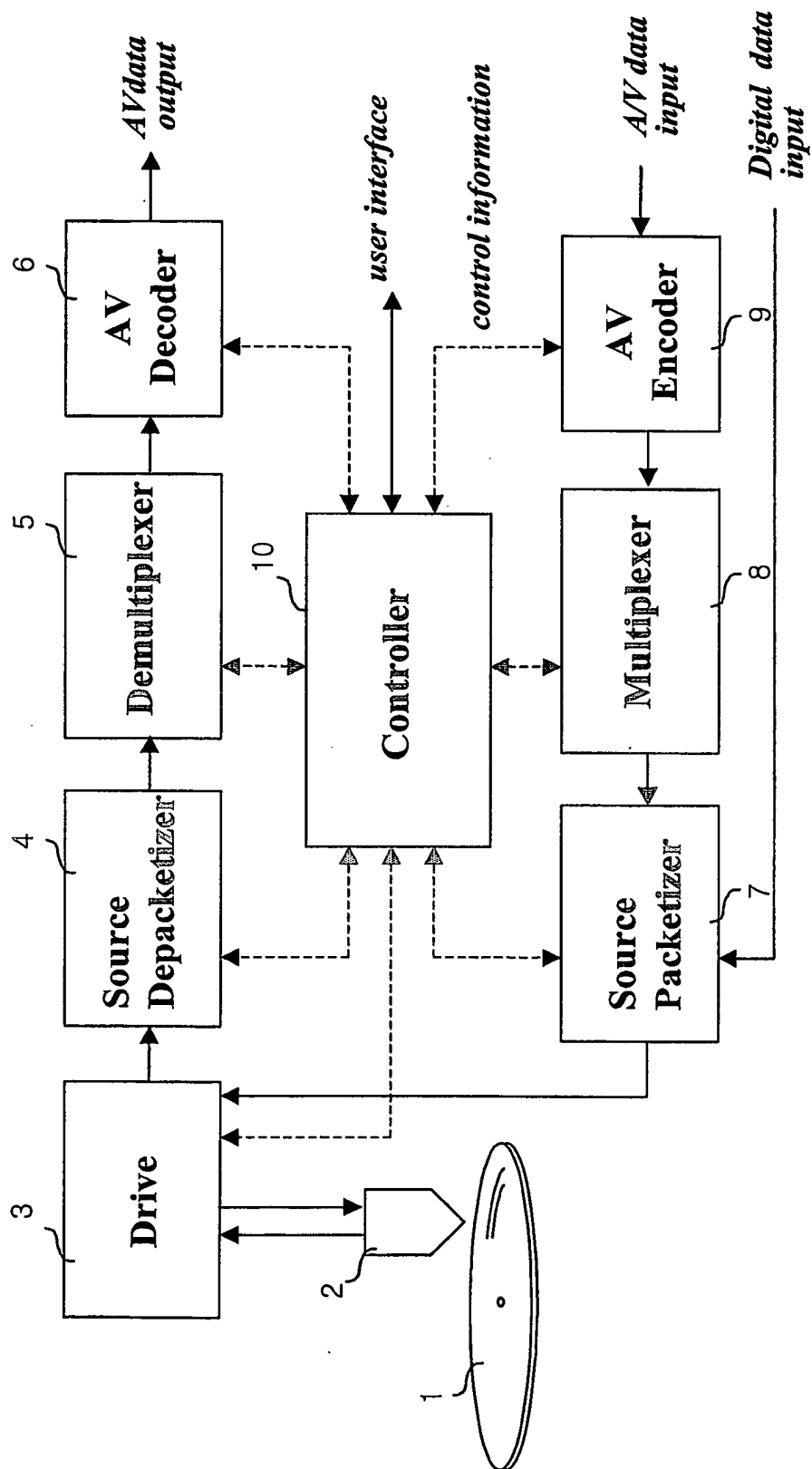
FIG. 6

FIG. 7

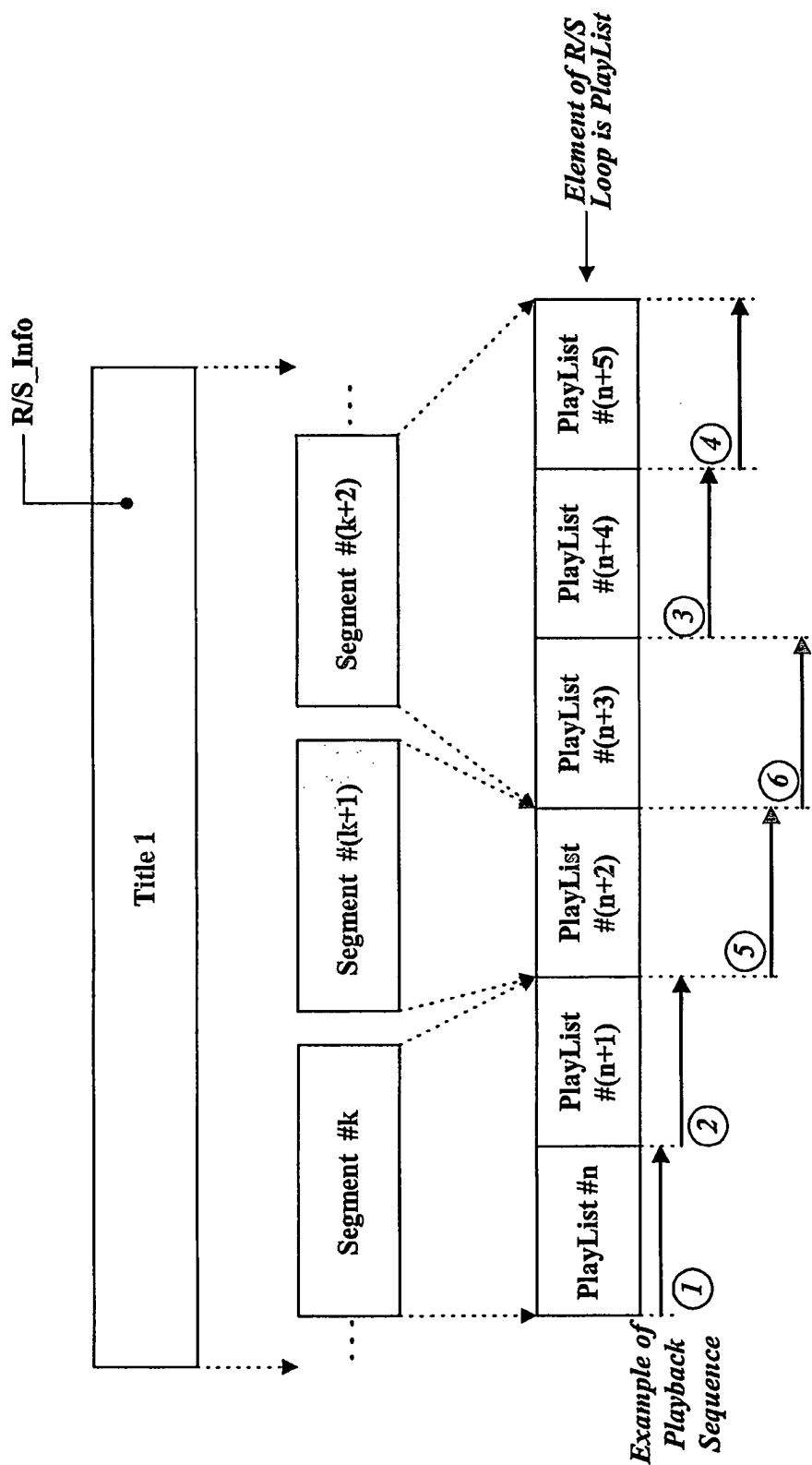


FIG. 8

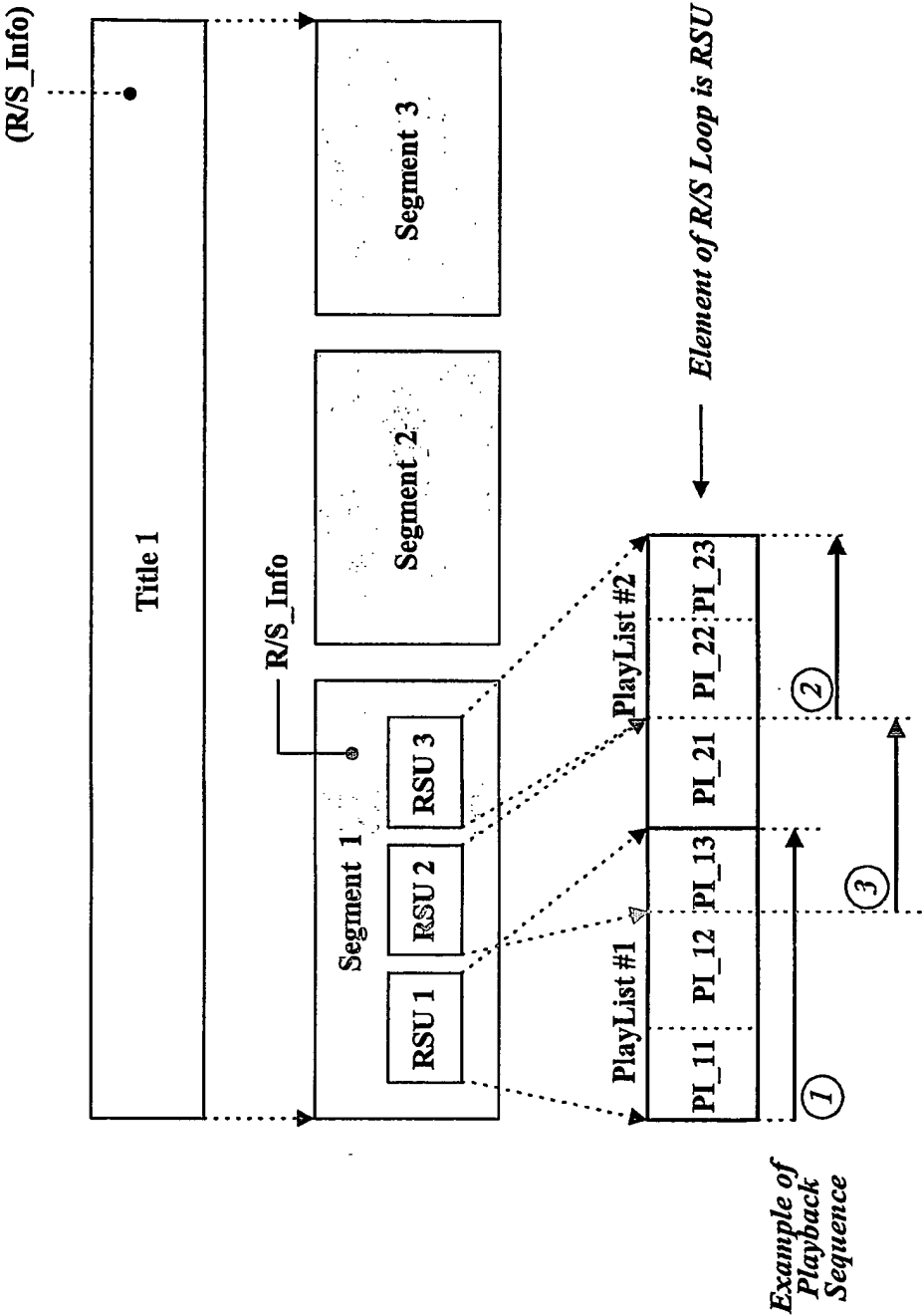


FIG. 9

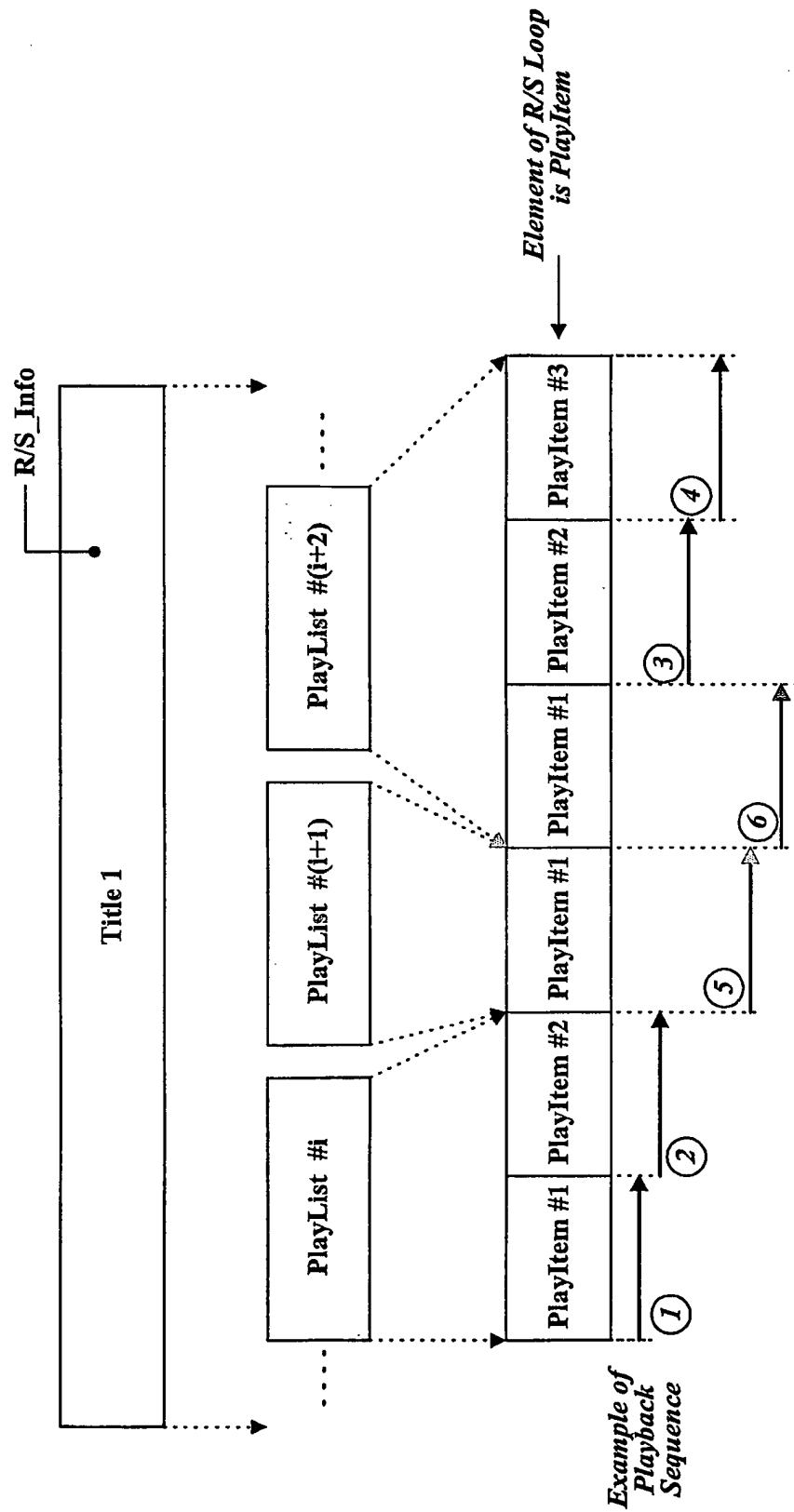
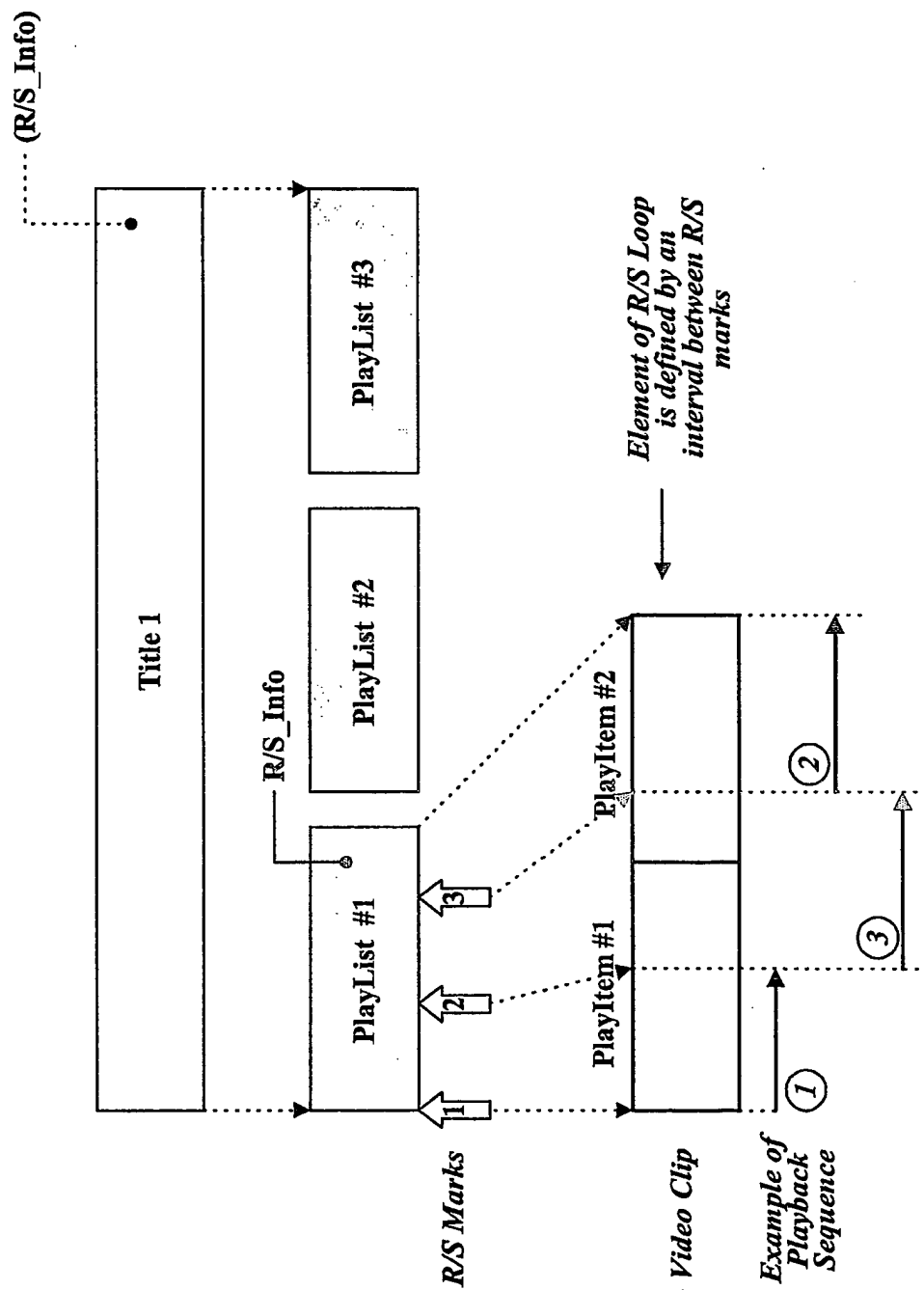


FIG. 10



INTERNATIONAL SEARCH REPORT

In ☐ national application No.
PCT/KR2004/000384

A. CLASSIFICATION OF SUBJECT MATTER

IPC7 G11B 7/004

According to International Patent Classification (IPC) or to both national classification and IPC

B. FIELDS SEARCHED

Minimum documentation searched (classification system followed by classification symbols)

G11B 7/00-7/24, G11B20/00-20/24

Documentation searched other than minimum documentation to the extent that such documents are included in the fields searched
KOREAN PATENTS AND APPLICATIONS FOR INVENTIONS SINCE 1983.

Electronic data base consulted during the international search (name of data base and, where practicable, search terms used)

WPI,PAJ"MULTI","PATH","SEGMENT","PLAY-LIST""PLAY-ITEM"

C. DOCUMENTS CONSIDERED TO BE RELEVANT

Category*	Citation of document, with indication, where appropriate, of the relevant passages	Relevant to claim No.
P,X	WO 2004-1750 (LG ELECTRONICS CO.LTD.) 31 DEC. 2003 See the whole document.	1, 12, 13, 14, 15
P,X	WO 2004-1728 (LG ELECTRONICS CO.LTD.) 31 DEC. 2003 See the whole document.	1,12, 13, 14, 15
P,X	WO 2004-1752 (LG ELECTRONICS CO. LTD.) 31 DEC. 2003 See the whole document.	1, 12, 13, 14, 15
P,X	WO 2004-1754 (LG ELECTRONICS CO.LTD.) 31 DEC. 2003 See the whole document.	1, 12, 13, 14, 15
P,X	WO 2004-1753 (LG ELECTRONICS CO.LTD.) 31 DEC. 2003 See the whole document.	1, 12, 13, 14, 15
A	JP 13-157145 (SONY CORP.) 08 JUN. 2001	1

☐ Further documents are listed in the continuation of Box C.

☒ See patent family annex.

* Special categories of cited documents:

"A" document defining the general state of the art which is not considered to be of particular relevance
"E" earlier application or patent but published on or after the international filing date
"L" document which may throw doubts on priority claim(s) or which is cited to establish the publication date of citation or other special reason (as specified)
"O" document referring to an oral disclosure, use, exhibition or other means
"P" document published prior to the international filing date but later than the priority date claimed

"T" later document published after the international filing date or priority date and not in conflict with the application but cited to understand the principle or theory underlying the invention
"X" document of particular relevance; the claimed invention cannot be considered novel or cannot be considered to involve an inventive step when the document is taken alone
"Y" document of particular relevance; the claimed invention cannot be considered to involve an inventive step when the document is combined with one or more other such documents, such combination being obvious to a person skilled in the art
"&" document member of the same patent family

Date of the actual completion of the international search

11 JUNE 2004 (11.06.2004)

Date of mailing of the international search report

11 JUNE 2004 (11.06.2004)

Name and mailing address of the ISA/KR



Korean Intellectual Property Office
920 Dunsan-dong, Seo-gu, Daejeon 302-701,
Republic of Korea

Facsimile No. 82-42-472-7140

Authorized officer

SONG, Jin Suk

Telephone No. 82-42-481-5694



INTERNATIONAL SEARCH REPORT

Information on patent family members

International application No.

PCT/KR2004/000384

Patent document cited in search report	Publication date	Patent family member(s)	Publication date
wo 2004-1750	31 DEC. 2003	WO 2004-1751	11 JUN. 2003
		WO 2004-1752	11 JUN 2003
		WO 2004-1753	18 JUN 2003
		WO 2004-1754	18 JUN 2003
		US 2003-235406	11 JUN 2003
		US 2003-235403	11 JUN 2003
		US 2003-235404	11 JUN 2003
		US 2003-235405	11 JUN 2003